















02772059

# Quick reference guide tico 772

			
Enter - Key	UP - Key	DOWN - Key	SHIFT - Key

## Programming











If pressed together with POWER ON (keep keys pressed and switch on the device)

 + 	Selects standard functions
 + 	Sets function codes
 + 	Selects ID data (Article code (ID No.), manufacturing date, serial number, ...)
 + 	Sets User Times

## During the Programming of Function Codes

 + 	Display of function code Switches between function code text and function code number
---	--



## During Operation

 + 	Sets reset
 + 	Sets preset 0
 + 	Sets preset 1
 + 	Sets preset 2
 + 	Sets prescaler

## Additional function for shift and batch counters

	Switches between total sum and partial sums and/or count value and totalizer or batch counter
---	---

## Additional function for timer

	<b>Timer Start</b> (If enabled with function code F15)
	<b>Timer Stop</b> (If enabled with function code F15)